All dimension in:
mm [1] cm [ ] m [ ] in [ ] ft [ ]

Rev.N	Revision note	Date	Signature
1		20/03/2015	

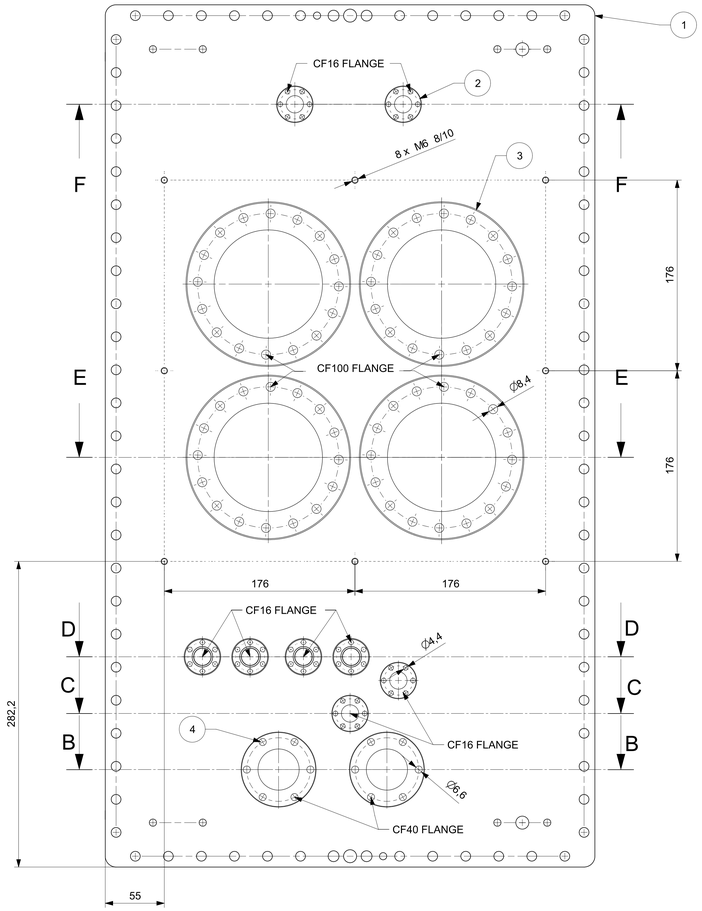

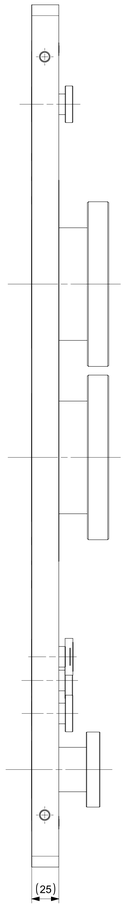

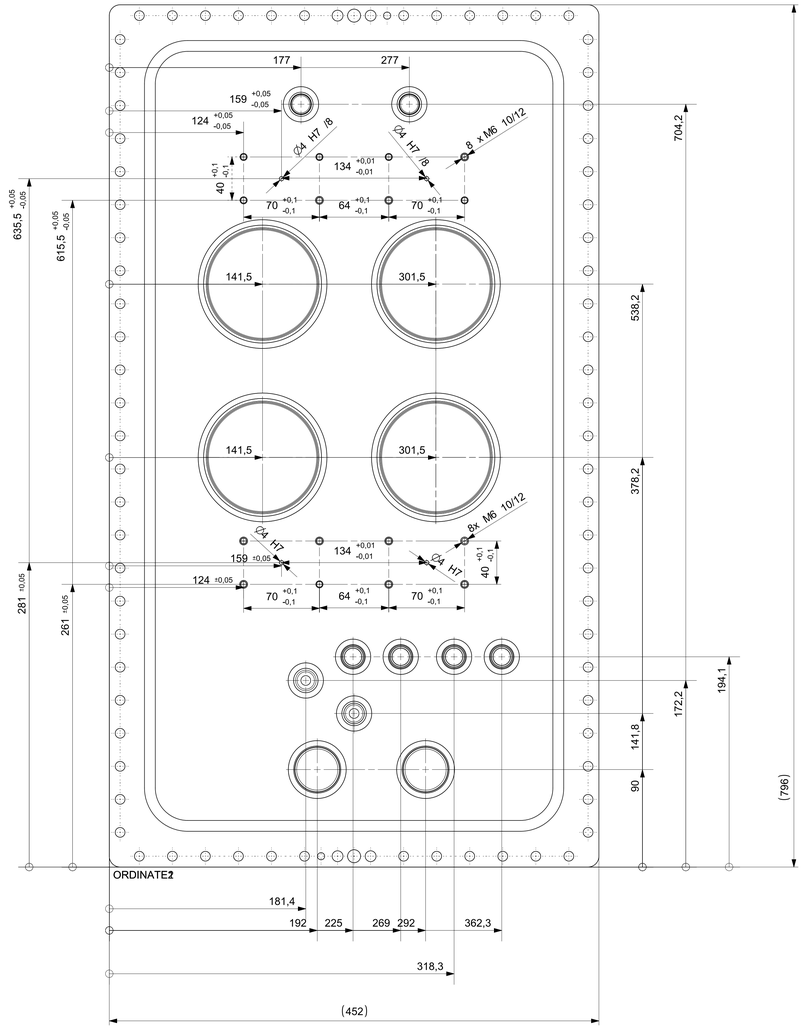

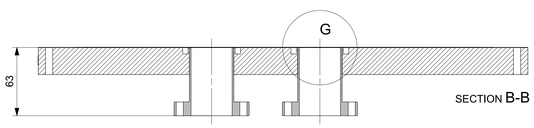

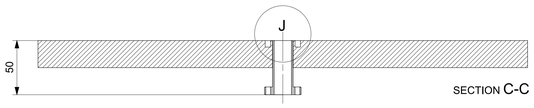

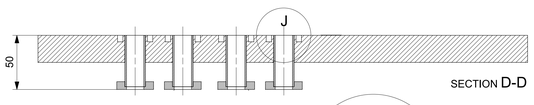

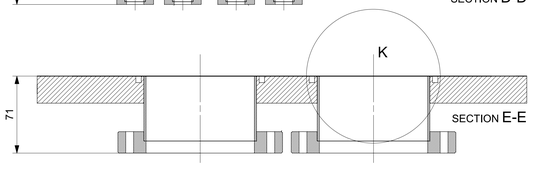

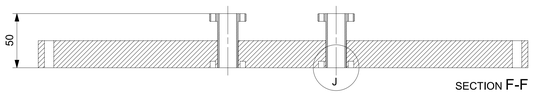

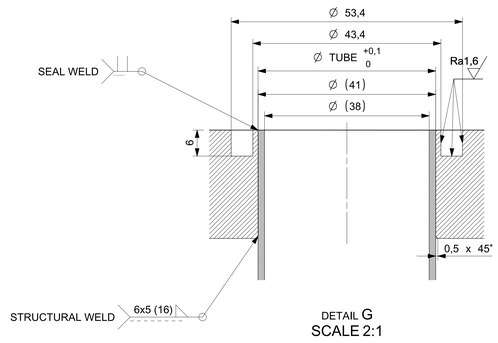

DETAIL G
SCALE 2:1

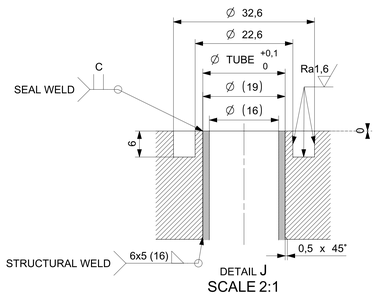

DETAIL J
SCALE 2:1

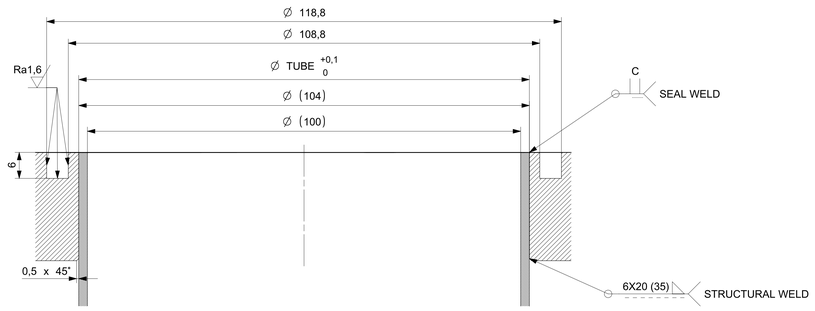

DETAIL K
SCALE 2:1

INNER EDGE CORNERS R = 0,5
OUTER EDGE CORNERS R= 0,2

Ra1,6

PART N.	DRAWING	MATERIAL	DENOMINATION	Q.TY
4		AISI304	VACOM DN40CF TU40-63-41-304	2
3		AISI304	VACOM DN100CF V-TU100-71-104-304	4
2		AISI316	CUSTOM VACOM DN16CF TU16-50-19-316	8
1		AISI304	DETECTOR FLANGE	1
	DF001			1

Gen. Tol. for untoleranced dimension: ISO 2768-mk-E
Geometrical tolerance: ISO 8015 - E
Roughness: ISO 1302

INFN Istituto Nazionale di Fisica Nucleare Sezione di Ferrara

Designer: V. Carassiti
Approved:

c/o Polo Tecnico-Scientifico
Blocco C - Studio 107
Via Saragat 1 - 44100 Ferrara
Tel. 0532974281
e-mail: carassiti@fe.infn.it

Experiment/Project: PAX
DETECTOR

Scale: 1
Date: 04/02/2015
Size: A1
Sheet:
Num. of Sheet:

Document no.:
File name: detector-flange-dwg1