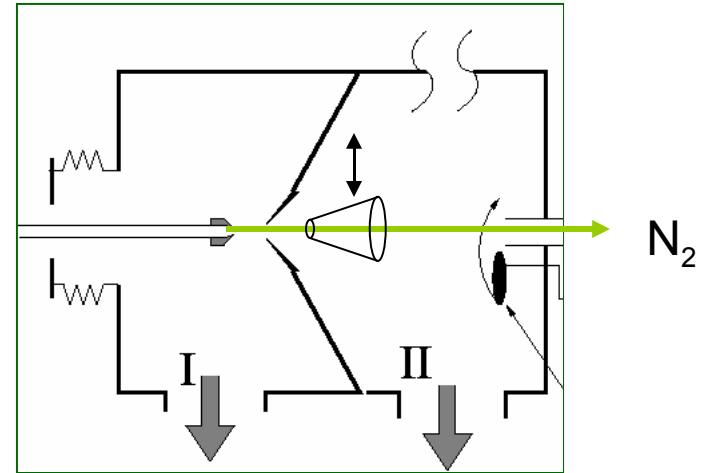
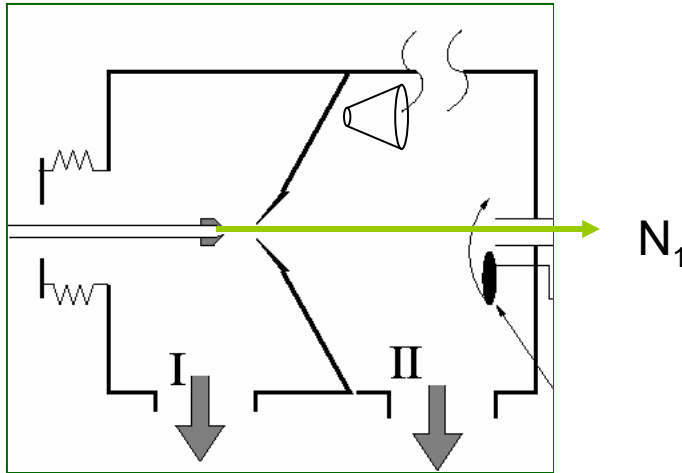


N_1 in QMA

$$N_1 = N_0 \exp \left[-\frac{\sigma}{kT} \int p dl \right]$$

- N_1 is the beam density integrated in the transverse plane (units particles/m)
- QMA signal is proportional to N_1
- p is pressure in chamber 2
- T is temperature of rest gas
- integral is from skimmer to chamber exit
- N_0 is the beam density at the skimmer

Use a cell to create a pressure bump from particles lost to IBS



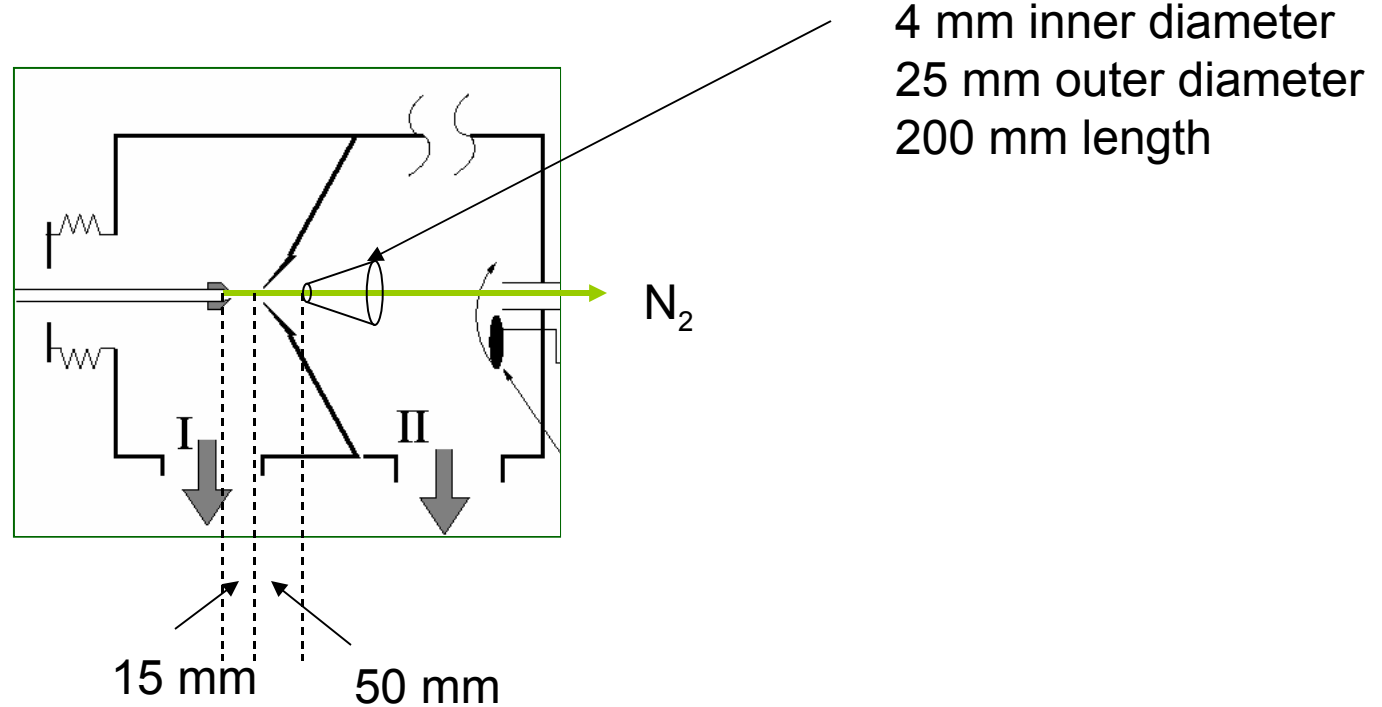
$$\int p dl = p_0 L$$

$$\int p dl = p_0 L + \frac{Q_{IBS}}{2C_{cell}} L_{cell}$$

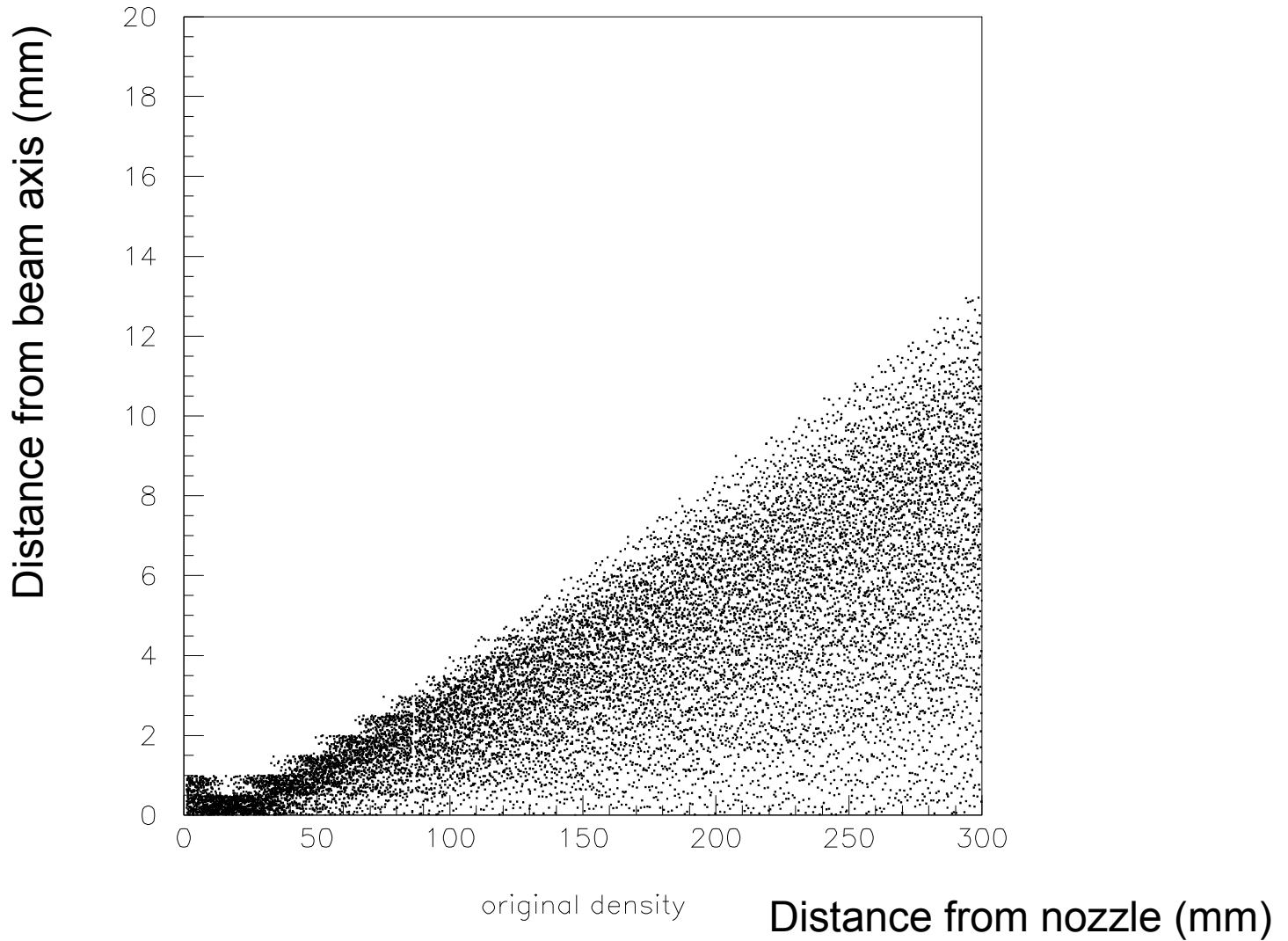
$$\frac{N_2}{N_1} = \exp \left[-\frac{\sigma}{kT} \frac{Q_{IBS}}{2C_{cell}} L_{cell} \right]$$

- Q_{IBS} is the flow, in atoms per second, of IBS scattered atoms, assumed to originate at the cell center
- C is the conductance of the cell from the center outward. (sum of two halves)
- The pressure bump is triangular, thus the factor of $1/2$

Design specs



2008/08/28 09.15



$$\frac{N_2}{N_1} = \exp \left[-\frac{\sigma}{kT} \frac{Q_{\text{IBS}}}{2C_{\text{cell}}} L_{\text{cell}} \right]$$

$$\sigma = \ln \left(\frac{N_1}{N_2} \right) \left(\frac{2kTC_{\text{cell}}}{Q_{\text{IBS}} L_{\text{cell}}} \right)$$

Peaking factor 1.5 (inside Q_{IBS})

$C_{\text{cell}} = 32.75$ l/s

$\Delta v/v = 0.30$ (beam temperature)

$\sigma = 100$ Å²

$T = 300$ K

$L_{\text{cell}} = 0.20$ m

$Q_{\text{IBS}} = 1.30 \times 10^{-4}$ mbar l/s

Input flow = 2.5 mbar l/s

$\Rightarrow N_2/N_1 = 0.990$ (for molecular beam)

$C_{\text{cell}} = 16.07$ l/s

$L_{\text{cell}} = 0.10$ m

$Q_{\text{IBS}} = 1.22 \times 10^{-4}$ mbar l/s

$\Rightarrow N_2/N_1 = 0.991$

- Cell is outside the beam envelope – no wall collisions in the absence of IBS
- Q_{IBS} calculated with estimates in talk from SPIN2004.
- Must use 1 mm skimmer
- Cell is 4-25 mm diameter and 200 mm long